



The Mamiya/Sekor DTL is the world's only 35mm SLR with two separate through the lens metering systems. Here's how they work: First you choose your shutter speed.



*High Fidelity Magazine Jan 1969*


While looking through the viewfinder, you study the lighting on the scene and you make the choice of a spot or an averaged meter reading.



The averaged meter system has two CdS cells and a sensor mechanism that averages both readings. This system works very well with normal front lighting on the subject.

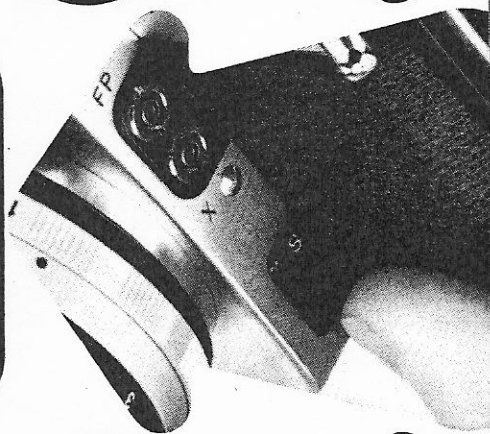



The spot system is more accurate where the subject is strong back or side lighting. It measures only 1/2 of the total picture area. Engraved lines in the viewfinder indicate the spot area.

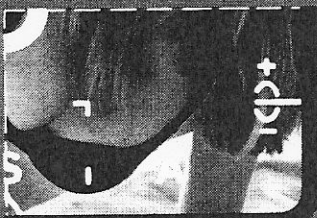


Now flip the Spot/Average switch to S or A. An arrow in the viewfinder indicates which metering system is in use.

To activate the meter, simply press in the film advance lever. No dials to change regardless of any lens used.



Just the aperture of the lens until the exposure needle is centered in the viewfinder index. You now have a perfect exposure for the picture you are creating.



Almost all fine 35mm SLR cameras have one of these metering systems. Only the Mamiya/Sekor has both. And the 500 DTL is surprisingly priced under \$180.

**mamiya/sekor**

Ponder & Best, 11201 W. Pico Blvd.  
Los Angeles, California 90064

had  
rsa-  
Die  
cent  
the  
in  
bit  
Mrs.  
etter  
ured  
son  
the  
cene

sup-  
or its  
was  
chs),  
ónya  
ner),  
—and  
arsing  
por-  
anded  
athed  
acter-  
nd I  
utsche  
out on  
r con-  
DGG  
ording

RD→